

**Specifications of Secondary Containment Berms SCB 36X31X3
With Air Chambers**

1.0 General Construction

The material used for the fabrication of the SCB meets the requirements for containment hydrocarbons . This fabric has a total weight of 27.0 oz/sq. yd. (900 g/ m²), with the strength characteristics shown in Table-2 below. All seams used to construct the SCB are R/F welded with a 2.5" and 4" die. **No sewing or gluing shall be used.** The resulting seam strength of the welds is equal to or greater than the strength of the parent fabric.

Table 1 – Characteristics

MODEL	INSIDE DIMENSIONS			OUTSIDE DIMENSIONS			CAPACITY	DRY WEIGHT		
	Length	Width	Height	Length	Width	Height				
	m	m	cm	m	m	cm			m ³	Kg
	ft	ft	in	ft	ft	in			USG	lbs
SCB-36X31X3	10.97	9.44	91.4	11.88	10.36	91.4	95.0	222		
	36.0	31.0	36.0	39.0	34.0	36.0	25,000	490		

CANFLEX USA Secondary Containment Berm (SCB) includes the floor and the air inflatable sides. Each air inflatable sides has an air valve (inflation / deflation) located at one of the chamber and one relief valve as well. All the valves are mounted on a patch that has a diameter greater than the valve outside diameter.

The SCB also has 1 X drain flange located at one corner. These fitting is made from cast anodized marine grade aluminum. Nuts, bolts, and washers integral to the fittings are made of stainless steel. The fittings are bolted through the main body of the SCB to a cast marine grade aluminum backing plate. Each fitting is mounted on a patch having a greater diameter than the outside diameter of the particular fitting.

2.0 Fittings and Items (bolted , welded)

Following is the list of items included with each SCB:

- One 2” NPT male connections c/w male camlocks & dust cap .Located at a corner of the SCB. **Purpose: Fluid offloading connection.**
- 4 x Monsun valves w/ check valve. **Purpose: Used to inflate and deflate the SCB’s sides.**
- 4 x 1 PSI relief valves. **Purpose: Prevent over-inflation of air chambers**
- 12 x Handles welded around the perimeter of the SCB (3 per air chamber).
Purpose: To help set-up and positioned the SCB.



Photo #1: 2”Drain connection



Photo #2: Air tube w/ pump & valves

3.0 List of all unattached accessories included with the each SCB

- One 4” high volume hand pump to inflate air chambers
- One maintenance kits with the following items:
1 x 16 oz. Can PVC patch cement ; 1 x 24” x 24” coated bladder material ; 2 x 10” circles same ; 4 x 7” circles same ; 1 knife ; 1 roller for patch cement ; User SCB operation Manual

4.0 Labels on the Decontamination Containment

- Size and function of all fittings
- Identification of SCB size, dimensions and volume capacity
- Each SCB silk-screened with either Customer or Canflex name

5.0 Shipping: (OPTIONAL / RECOMMENDED)

Shipping /storage container Clip-Lok heavy marine grade plywood

Characteristics:


PART#: CFX1

- Clip-lok style plywood box capable of housing the tank and all its accessories.
- Made of 3/4" Heat Treat Marine Grade plywood comply with ISPM 15 standards, certified for International Exports.
- Quickly assembled or taken apart with no nails or screws.
- Two air vents with screen for air circulation
- Easily and quickly flat-packed, reducing transport and storage volume
- Forklift slots on all sides
- Suitable for transport by road, rail, sea or air.
- Weather resistance epoxy paint coating
- Dimensions: 45x48x29"H
(1.14m X1.21m X 0.73m H)
- Weight empty: 180 lbs (82 Kg)



6.0 Certifications & Pressure Test

- Each SCB air chamber is pressure tested according to our Quality Management System ISO-9001-2015
- CANFLEX (USA) INC operates a Quality Management System which complies with the requirements of ISO 9001-2015. CANFLEX (USA) INC holds Certificate No: FM 517957



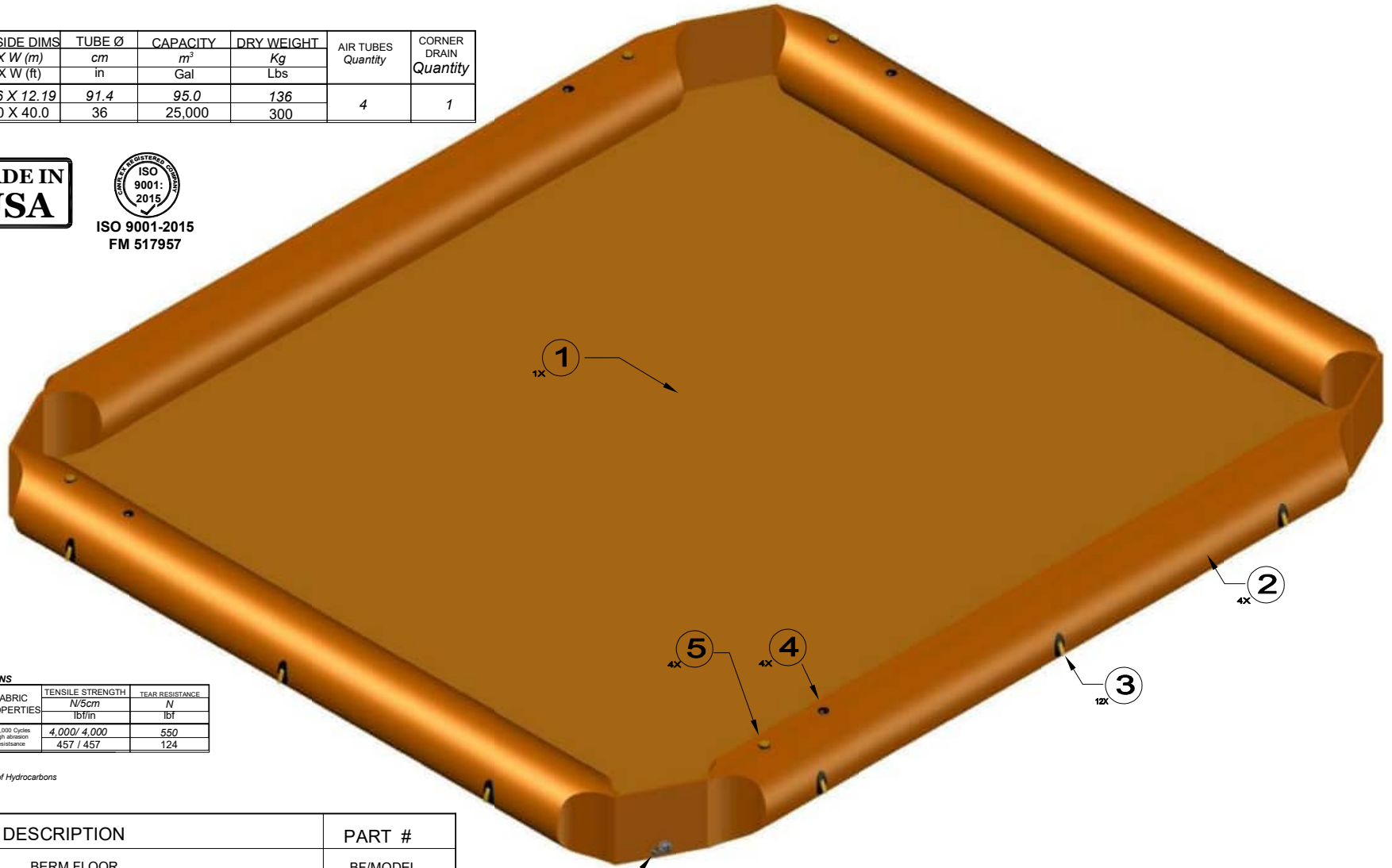
Photos – CANFLEX Secondary Containment Berms

Specifications

MODEL	INSIDE DIMS		OUTSIDE DIMS		TUBE Ø	CAPACITY	DRY WEIGHT	AIR TUBES Quantity	CORNER DRAIN Quantity
	L X W (m)	L X W (ft)	L X W (m)	L X W (ft)	cm	m ³	Kg		
SCB-31X36X3	9.44 X 10.97	10.36 X 12.19	91.4	95.0	91.4	95.0	136	4	1
	31.0 X 36.0	34.0 X 40.0	36	25,000	36	25,000	300		



ISO 9001-2015
FM 517957



MATERIAL CONSTRUCTION SPECIFICATIONS

PVC COATED TYPE	WEIGHT	FABRIC TYPE	FABRIC PROPERTIES	TENSILE STRENGTH	TEAR RESISTANCE
	g/m ²			N/Scm	N
Oil & Water Resistant	900	Polyester	100,000 Cycles High abrasion resistance	4,000 / 4,000	550
	27.0			457 / 457	124

Color- Orange
*This fabric is designed for contact and containment of Hydrocarbons

ITEM NO.	QTY. REQD.	DESCRIPTION	PART #
1	1	BERM FLOOR	BF/MODEL
2	4	AIR CHAMBER "TUBE"	TB/12
3	12	500 SWL HEAVY DUTY HANDHOLD W/ 2" WEBBING	HDL
4	4	PRESURE RELIEF VALVE	1PSI/RV
5	4	AIR INFLATION / DEFLATION VALVE	MONSUN
6	1	2" DRAIN WITH MALE CAMLOCK & CAP	6X2/20AV
NOT SHOWN	1	TOOL BOX REPAIR KIT & MANUAL	RPR/KIT-SCB/TPU
NOT SHOWN	1	4" HEAVY DUTY INFLATION HAND PUMP	PMP40
NOT SHOWN	1	TOOL BOX REPAIR KIT W/ OPERATIONAL MANUAL	RPR/KIT-SCB-FU
NOT SHOWN	1	CLIP LOK SHIPPING / STORAGE WOOD BOX (OD: 45"X48"X29"H)	CFX1 (Optional)




PROJECT:
CANFLEX SECONDARY COINTAINMENT BERM WITH "AIR CHAMBERS" VIEWS

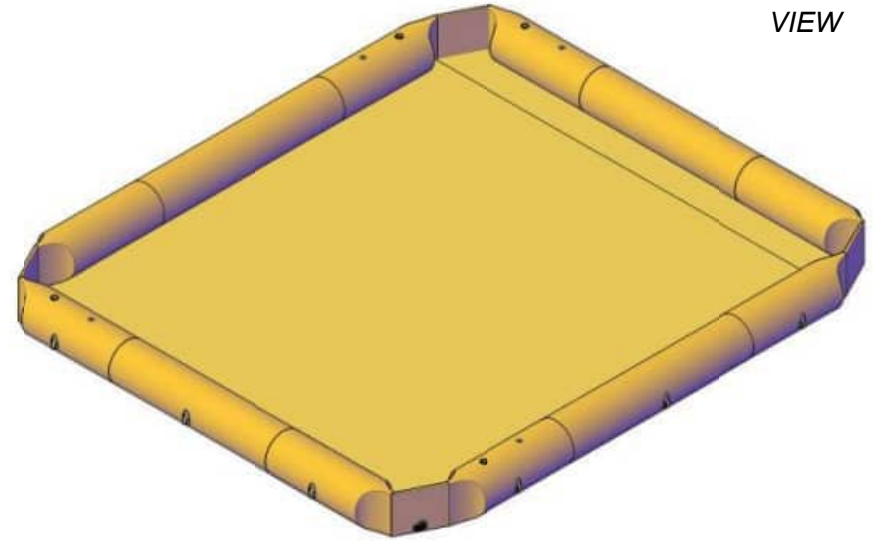
SCALE: N.T.S	MODEL: SCB-31X36X3	DRAWN BY: F.Y.
DATE: 02/17/2022		REVISED:

CANFLEX USA INC. PO BOX 1014 , 412 30th St , Anacortes,WA,98221,USA
Tel:(206)282-8233 ;salesteam@canflexinc.com Web: www.canflexinc.com

TOP VIEW



SE ISOMETRIC VIEW



FRONT VIEW



ISO 9001-2015
FM 517957

MADE IN
USA

Specifications

MODEL	INSIDE DIMS		OUTSIDE DIMS	TUBE Ø	CAPACITY	DRY WEIGHT	AIR TUBES Quantity	CORNER DRAIN Quantity
	L X W (m)	L X W (m)	L X W (ft)	cm	m ³	Kg		
SCB-31X36X3	9.44 X 10.97	10.36 X 12.19	31.0 X 36.0	91.4	95.0	136	4	1
	31.0 X 36.0	34.0 X 40.0		36	25,000	300		



PROJECT:

CANFLEX SECONDARY COINTAINMENT BERM WITH
"AIR CHAMBERS" VIEWS

SCALE: N.T.S

DATE: 02/17/2022

MODEL: SCB-31X36X3

DRAWN BY: F.Y.

REVISED:

CANFLEX USA INC. PO BOX 1014 , 412 30th St , Anacortes,WA,98221,USA
Tel:(206)282-8233; email: salesteam@canflexinc.com; Web: www.canflexinc.com